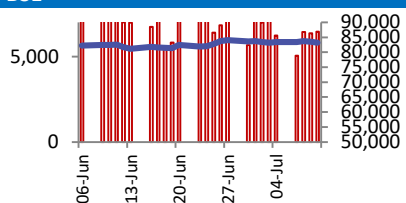
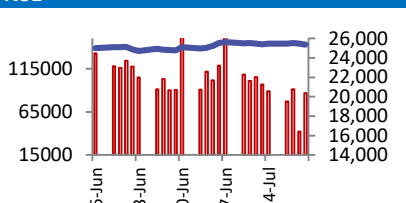


BSE	NSE
	
Open 83658 High 83742 Low 83135 Close 83190 Change -346 Volume (Lacs) 7855 Turnover (Rs.inCr) 6454	Open 25512 High 25524 Low 25340 Close 25355 Change -121 Volume(Lacs) 40397 Turnover(Rs.in Cr) 86650

World Markets	Current	Previous	Pt. Chg	Var(%)
Dow	44651	44458	192	0.4%
Dow Futures	44729	44908	(179)	-0.4%
Nasdaq	20631	20611	19	0.1%
FTSE	8976	8867	109	1.2%
Nikkei	39594	39646	(53)	-0.1%
Hang Seng	24342	24028	313	1.3%
Gift Nifty	25295	25410	(115)	-0.5%
Straits Singapore	4097	4076	21	0.5%
South Korea	3184	3183	0	0.0%
Taiwan	22739	22693	46	0.2%
Shanghai	3533	3510	23	0.7%

Commodity Prices	Current	Previous	Pt. Chg	Var(%)
Copper (\$/MT)	9701	9631	70	0.7%
Alumin (\$/MT)	2608	2597	11	0.4%
Zinc (\$/MT)	2777	2743	35	1.3%
Brent Crude (\$/bbl)	69	69	0	0.3%
Gold (\$/Ounce)	3335	3324	11	0.3%
Silver (\$/Ounce)	37	37	0	0.4%
Light Crude (\$/bbl)	67	67	0	0.5%
N G (\$/mmbtu)	3	3	0	0.9%
Sugar (\$/MT)	472	480	(8)	-1.7%
Rubber (Rs./kg)	206	205	1	0.2%
Baltic Dry Index	1465	1423	42	3.0%

Currency Exchange Rate	Current	Previous	Var(%)
Rs./ \$ rate	85.65	85.68	-0.04%
Rs./ Euro	100.48	100.37	0.11%
Rs./Chinese Yuan	11.94	11.93	0.10%
Yen / \$ rate	146.96	146.26	0.48%
\$ US/Euro	1.17	1.17	-0.23%

Dollar Index	Current	Previous	Var(%)
Dollar Index	97.87	97.65	0.22%

Support/ Resistance Levels for Today		
	Nifty	Bank Nifty Fut
Support 1	25240	57000
Support 2	25170	56740
Resistance	25440	57440

Securities in Ban For Trade	
RBLBANK	HINDCOPPER

Market Review

US: US equities closed at a new all-time high on Thursday as investors parsed a slew of tariff headlines and looked ahead to corporate results that are due to start next week.

Asia: Asian equities were mixed as the dollar strengthened after President Trump ratcheted up trade tensions yet again by floating a higher blanket tariffs rate on most trading partners.

India: The Indian stock market closed in negative territory on Thursday, with investors turning cautious ahead of the first quarter Q1 earnings season and amid global trade uncertainties. **Market is expected to open on a gap down note and likely to witness a range bound move during the day.**

Global economy: U.S. President Trump on Thursday released a letter outlining a 35% trade tariff on Canada, citing in part the flow of Fentanyl from the country, as well as allegedly unfair trade practices. Trump, in a letter addressed to Canadian PM Mark Carney, said the 35% duty will take effect from August 1, and will be separate from Trump's sectoral tariffs, which include steep levies on commodities and automobile imports. Trump warned against any retaliation, and said that his new tariffs were in part aimed at pressuring Ottawa into curbing the illegal flow of Fentanyl into the U.S. a concern he had raised earlier.

The Fed Reserve on Thursday proposed tweaks to how it evaluates large banks by making it easier for them to be considered well managed, removing a hurdle for potential acquisitions and other restrictions. The proposal would adjust the U.S. central bank's supervisory framework for large banks, where supervisors grade banks on four separate criteria. Specifically, the proposed changes would make it easier for banks to obtain a well-managed rating overall, by requiring deficiencies across multiple categories instead of just one, as is currently required. The move could be a boon for larger banks eyeing potential deals, as one consequence of not being highly rated is a bar on acquisitions.

Commodities: Oil prices steadied in early trading on Friday following a 2% drop in the previous session that was driven by Trump's new tariffs.

Gold rose on Friday after Donald Trump announced new tariffs on Canadian imports and issued broader tariff threats to other trading partners, though a stronger dollar limited gains as investors assessed the latest trade actions.

Currency: The U.S. dollar rose on Friday on more signs of upheaval in the global trade landscape, as Donald Trump announced more tariffs and said he planned to impose blanket levies of 15% or 20% on most trade partners.

FII Derivative Transactions (Rs. Cr)

Contracts	Purchase		Sell		Net	Open Interest (OI)		OI (Previous day)		Change	
	Contract	Value	Contract	Value	Value	Contract	Value	Contract	Value	Contract	Value
Index Future	12753	2456	22297	4290	(1834)	168201	32232	169769	32698	(1568)	(466)
Index Option	12003410	2292247	11968014	2285481	6766	1081354	206889	1450771	278432	(369417)	(71543)
Stock Future	233246	16408	292655	20259	(3851)	5494888	386654	5530855	390963	(35967)	(4309)
Stock Option	299755	21768	259142	18727	3041	777290	54531	845179	59598	(67889)	(5067)
Total	12549164	2332879	12542108	2328757	4122	7521733	680306	7996574	761691	(474841)	(81385)

FII All Activity-BBG (Rs Cr)		Buy	Sell	Net
3-Jul-25		10833	13442	(2609)
4-Jul-25		8924	8232	692
7-Jul-25		11581	8810	2771
8-Jul-25		12845	12561	284
9-Jul-25		13786	13114	672
Month to date- July		87831	85661	2169
FII (Prov.) (Rs Cr)		Buy	Sell	Net
4-Jul-25		7277	7858	(581)
7-Jul-25		8872	8550	323
8-Jul-25		12039	11997	42
9-Jul-25		12604	12529	74
10-Jul-25		11187	10601	586
Month to date-July		87438	92278	(4840)
DII (Prov.) (Rs. Cr)		Buy	Sell	Net
4-Jul-25		9948	11067	(1119)
7-Jul-25		10849	9109	1740
8-Jul-25		12924	11593	1331
9-Jul-25		12976	11939	1037
10-Jul-25		11582	11561	21
Month to date-July		99150	91573	7577
FII Debt - BBG (Rs. Cr)		Buy	Sell	Net
3-Jul-25		2933	2481	452
4-Jul-25		926	1813	(887)
7-Jul-25		429	1679	(1250)
8-Jul-25		1714	1269	445
9-Jul-25		996	1568	(573)
Month to date- July		12567	12348	218

Market Breadth	BSE		NSE	
	No.	%	No.	%
Advance	1887	45%	1325	45%
Decline	2142	51%	1571	53%
Unchanged	132	3%	75	3%

Market Turnover	10-Jul	09-Jul	Var (%)
BSE Cash	6454	6355	2%
NSE Cash	86650	42347	105%
NSE Futures	87276	85743	2%
NSE Options	47551697	17279306	175%
Total (Rs.Cr)	47732077	17413751	174%

Volatility Index	10-Jul	09-Jul
Volatility Index	11.67	11.94

Index PE - TTM	10-Jul	Yr. High	Yr. Low
Sensex	23.8	25.2	20.3
Nifty	22.8	24.4	19.6

Corporate News
AbbVie and Ichnos Glenmark Innovation announce Exclusive Global Licensing Agreement for ISB 2001

Arm IGI Therapeutics SA & AbbVie, a global biopharma Co, announced an exclusive global licensing agreement for cancer and autoimmune drug ISB 2001. AbbVie to get exclusive rights to manufacture & commercialize ISB 2001 across North America, Europe, Japan, and Greater China. (NDTV)

Aegis Logistics transfers Pipavav LPG terminal to Aegis Vopak Terminals for Rs 428 Cr

Aegis Logistics has transferred its Pipavav LPG cryogenic terminal to Aegis Vopak Terminals Ltd for Rs 428.4 Cr. The terminal has a 48,000 MT storage capacity. This acquisition expands Aegis Vopak's LPG storage capacity at Pipavav Port. (CNBC)

Tata Steel Acquires Shares worth Rs 1,074 Cr In Singapore Unit

Tata Steel Ltd. has acquired a stake in its Singapore-based unit, T Steel Holdings Pte. Ltd., in a transaction valued at Rs 1,073.63 Cr (\$125.25 mn). The Tata Group's steelmaker acquired 124.6 crore shares, with a face value of \$0.1005 each, according to an exchange filing. (CNBC)

Economy
RBI closely monitoring global crypto moves as India mulls policy paper

The Reserve Bank of India is closely monitoring global crypto currency developments, especially with Donald Trump's shift in stance. India is expected to release a paper on crypto soon, even as the RBI emphasizes the effectiveness of UPI for digital transactions. (ET)

India revises proposed retaliatory duties against US over steel, aluminium tariffs in WTO

India has adjusted its plan for retaliatory tariffs on the US due to increased duties on steel and aluminium. The WTO received India's request to modify tariffs on American goods. This action follows the US raising tariffs to 50%. India's move aims to collect equivalent duties from US products. (ET)

International
Sanofi begins shipping flu vaccines for 2025-2026 season

Sanofi has started shipping its flu vaccine portfolio for the 2025-2026 season to health facilities across the United States, the company announced today. The vaccine distribution comes after a severe 2024-2025 flu season that resulted in 130,000 deaths in the U.S. stocks. (Invst)

Top 5 Nifty Gainers	10-Jul	09-Jul	Var(%)
MARUTI	12650	12470	1.4%
INDUSINDBK	853	841	1.4%
TATASTEEL	161	159	1.0%
BAJFINANCE	948	941	0.7%
BAJAJFINSV	2039	2026	0.6%
Top 5 Nifty Losers	10-Jul	09-Jul	Var(%)
BHARTIARTL	1965	2020	-2.7%
HDFCLIFE	771	786	-1.9%
ASIANPAINT	2451	2499	-1.9%
APOLLOHOSP	7359	7469	-1.5%
SHRIRAMFIN	672	681	-1.4%

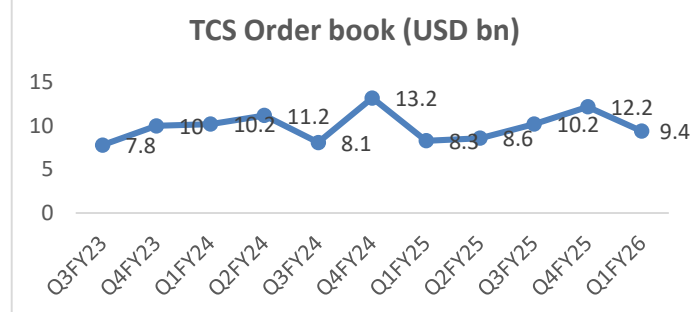
BSE Index Watch	Last	1 day	1 wk	1 mth	1 yr
SENSEX	83190	-0.4%	-0.1%	0.8%	4.1%
MIDCAP	46593	-0.3%	-0.2%	0.1%	-2.1%
SMLCAP	54869	0.1%	0.2%	1.1%	1.4%
AUTO	53483	-0.1%	-0.4%	0.1%	-7.0%
BANKEK	63759	-0.3%	0.6%	0.0%	6.1%
Capital Goods	71836	-0.4%	-0.4%	0.9%	-4.7%
FMCG	20480	-0.5%	1.8%	-0.2%	-5.1%
Health Care	44256	-0.5%	-0.8%	0.6%	15.1%
IT	37649	-0.7%	-1.1%	-1.6%	-1.4%
METAL	31326	0.4%	-2.1%	-0.6%	-5.2%
Oil & Gas	28163	0.0%	0.6%	0.9%	-9.1%
Power	6920	-0.1%	1.2%	-0.1%	-14.6%
Realty	7571	0.7%	1.3%	-5.1%	-12.7%

Margin Trading Disclosure (Rs. In Cr)	Last	1 day	1 wk	1 mth	3 mth
Op. Scripwise Outstanding	87297	0.9%	2.2%	7.5%	29.1%
Fresh Exposure	6108	-3.9%	-9.3%	-40.2%	35.6%
Exposure liquidated	5923	-2.8%	0.4%	-43.9%	59.2%
Closing Net scripwise outstanding	87483	0.8%	1.5%	8.2%	27.9%

NSE USD Futures	10-Jul	09-Jul	Var (%)
June Expiry (Rs./\$)	85.88	85.88	0.0%
July Expiry (Rs./\$)	85.02	85.02	0.0%
Total Turnover (Rs. Crore)	1382	1645	-16%

Sectors	TTM PE
Auto	32.11
Auto Ancillary	42.98
Banking	14.65
Engineering	50.26
Cement	74.57
Diamonds & Jewellery	44.12
Housing Finance	24.63
Infrastructure & Const	29.8
Metals-Aluminium	30.4
Metal – Steel	18.55
Oil Expl.	7.29
Pharma	10.1
Power – Gen. Supp.	40.9
Information Tech.	28.09
Sugar	18.49
Telecom Serv. Prov.	41.5
Tyres	31.67

TCS Order Book (\$ Bn) (Source: Company data)



10 year G-Sec Yield	Current	Previous	Change
US	4.36%	4.35%	1 bps
Japan	1.50%	1.50%	(1) bps
India	6.32%	6.31%	0 bps
UK	4.60%	4.61%	(2) bps
Libor 3 Mths	4.85%	4.85%	(0) bps

Indian Eco Data	Current	Previous	Var(%)
Forex Reserve (US\$ in bn)	602	703	-14.4%
Inflation - WPI	0.39%	0.85%	(46) bps
Inflation - CPI	2.82%	3.16%	(34) bps

India GDP	Q3FY25	Q2FY25	Var(%)
Growth	7.38%	6.40%	98 bps

Monetary Policy	Current	Previous	Change
Repo Rate	5.50%	6.00%	(50) bps
Reverse Repo Rate	3.35%	3.35%	0 bps
CRR	4.00%	4.00%	0 bps
O/S Banking System Liquidity (Rs bn)	2952	2937	14.5

IIP Growth %	May-25	May-24	Apr-Feb
IIP	1.2	6.2	3.1
Capital Goods	2.4	7.0	6.2
Mining	0.4	1.3	2.2
Manufacturing	3.0	5.9	4.2
Electricity	6.3	8.6	3.8

ADR Price Movement									
Company	Price (US\$)	Volume	Previous Day Price	Volume	Variance (%)	No. of Share Per ADR	ADR Price (Rs.)	BSE Price	Variance (%)
Infosys Tech	18.10	27407642	18.82	13092809	-3.83%	1	1550.17	1615.80	-4.1%
Wipro	2.92	18824480	3.07	5783987	-4.89%	1	250.08	265.05	-5.6%
Dr.Reddy's	14.67	2048697	14.76	1499097	-0.61%	1	1256.41	1262.60	-0.5%
ICICI Bank	33.42	4717331	33.75	5031310	-0.98%	2	1431.13	1424.10	0.5%
HDFC Bank	76.68	1117702	76.87	1589194	-0.25%	3	2189.09	2006.20	9.1%

GDR's (US\$)				
	Prices	Prev. Close	Change	Var %
L&T	41.55	41.35	0.2	0.5%
RIL	70.20	70.00	0.2	0.3%
SBI	93.90	94.40	(0.5)	-0.5%

US Economy Data	Current	Previous
Inflation (%) (YoY)	2.40%	2.30%
Unemployment (%)	4.10%	4.20%

Interest Rate (%)	Current	Previous
Fed Rate	4.50%	4.50%

US GDP	Q2CY25	Q1CY25
Growth (QoQ Annualized)	-0.50%	2.40%

China Economy Data	Current	Previous
GDP	5.40%	5.40%
Inflation – CPI (%)	0.10%	-0.10%

Economic Calendar	Date
Indian GDP Data	29 Aug
Indian Inflation Data CPI	14 July
Indian Inflation Data WPI	14 July
Indian Monetary Policy	06 Aug
India's Industrial Production (IIP)	28 July
US Inflation Data	15 July
US GDP	30 July
US Unemployment Data	01 Aug
US Fed Rate	30 July
China GDP	15 July
China Inflation Data	09 Aug

Event Update		
Name	Date	Purpose
Active Infrastructures Ltd.	11/07/25	Dividend
Apollo Tyres Ltd.	11/07/25	Rs.5.00 per share(500%)Final Dividend
Artemis Medicare Services Ltd.	11/07/25	Rs.0.45 per share(45%)Final Dividend
Atul Ltd.	11/07/25	Rs.25.00 per share(250%)Final Dividend
Bharat Heavy Electricals Ltd.	11/07/25	Rs.0.50 per share(25%)Final Dividend
Can Fin Homes Ltd.	11/07/25	Rs.6.00 per share(300%)Final Dividend
D-Link (India) Ltd.	11/07/25	Rs.15.00 per share(750%)Final Dividend
Dynamic Cables Ltd.	11/07/25	Bonus issue
Garment Mantra Lifestyle Ltd.	11/07/25	First Call of Re.0.30 (Re.0.25 Face Value and Re.0.05 towards Premium (Partly Paid-up Equity Shares (Rights Issue))
Geojit Financial Services Ltd.	11/07/25	Rs.1.50 per share(150%)Final Dividend
Global Education Ltd.	11/07/25	Dividend
GVP Infotech Ltd.	11/07/25	Dividend
Indus Finance Ltd.	11/07/25	Rs.0.50 per share(5%)Final Dividend
Jenburkt Pharmaceuticals Ltd.	11/07/25	Rs.18.00 per share(180%)Final Dividend
Mahindra Logistics Ltd.	11/07/25	Rs.2.50 per share(25%)Final Dividend
PTL Enterprises Ltd.	11/07/25	Rs.1.75 per share(175%)Final Dividend
Roto Pumps Ltd.	11/07/25	Rs.0.80 per share(80%)Final Dividend
Sarthak Metals Ltd.	11/07/25	Rs.0.50 per share(5%)Final Dividend
Shradha Infraprojects Ltd.	11/07/25	Dividend
Shriram Finance Ltd.	11/07/25	Rs.3.00 per share(150%)Final Dividend
Sundaram Finance Holdings Ltd.	11/07/25	Dividend
UPL Ltd.	11/07/25	Rs.6.00 per share(300%)Final Dividend
Xchanging Solutions Ltd.	11/07/25	Rs.2.00 per share(20%)Final Dividend
Zensar Technologies Ltd.	11/07/25	Rs.11.00 per share(550%)Final Dividend
Zydus Wellness Ltd.	11/07/25	Rs.6.00 per share(60%)Final Dividend

Bulk Deal As On 10/07/25

BSE					
Security Code	Security Name	Client Name	Deal	Quantity	Price
538351	AFEL	KAUSHAL HITESHBHAI PARIKH	S	210000	2.75
506166	APIS	AMARJIT KAUR RANJIT SINGH ANAND	B	47691	324.55
511664	BGIL	NEO APEX VENTURE LLP	B	58282	9.62
539175	BLUEGOD	JIGNESH KUMARPAL SHAH	S	324660	17.46
531099	CHECKPOINT	MUKESH ASWAL	B	29100	31.26
531099	CHECKPOINT	MULTIPLIER SHARE & STOCK ADVISORS PRIVATE LIMITED	S	41200	31.22
544440	CRYOGENIC	CINCO STOCK VISION LLP	B	210000	89.3
544440	CRYOGENIC	MULTIPLIER SHARE & STOCK ADVISORS PRIVATE LIMITED	B	243000	90.46
544440	CRYOGENIC	NEO APEX VENTURE LLP	B	495000	93.76
544440	CRYOGENIC	YUGA STOCKS AND COMMODITIES PRIVATE LIMITED .	B	90000	93.76
538476	CTL	UNINAV DEVELOPERS PVT LTD	B	1000000	19
542602	EMBASSY	APAC COMPANY XXIII LIMITED	S	17820000	388
512441	ENBETRD	NIRAV DINESHBHAI CHAUDHARI	S	15000000	0.55
570005	GATECHDVR	VIPIN TIWARI	S	1053917	0.59
544348	GBLOGISTIC	NEXT ORBIT GROWTH FUND III	S	58800	54.05
544348	GBLOGISTIC	SUNRISE WEALTH ADVISORS LLP	B	58800	54.05
513309	GOLKONDA	RAMSUNDAR YADAV	B	32000	11.18
513309	GOLKONDA	RENU TAYAL	S	50809	11.18
540938	GUJHYSPIN	ARHAM SHARE PRIVATE LIMITED	S	100000	20.1
540938	GUJHYSPIN	JAYSHREE RAJESH SHAH	B	105000	20.09
526717	HPBL	LEADING LEASING FINANCE & INVESTMENT COMPANY LTD	B	59000	166.65
544426	ICON	M7 GLOBAL FUND PCC - CELL DEWCAP FUND	S	64800	61
544426	ICON	NEO APEX VENTURE LLP	B	188400	60.99
544426	ICON	OSHINO DRUGS PRIVATE LIMITED	S	50400	61
544426	ICON	ZETA GLOBAL FUNDS (OEIC) PCC LIMITED - ZETA SERIES B FUND PC	S	66000	61.72
540377	IFL	ALKABEN PRADIPKUMAR SHAH	S	4123920	1.07
540377	IFL	JESINGBHAI JIVABHAI CHAUDHARI	S	5091308	1.07
540377	IFL	JESINGBHAI JIVABHAI CHAUDHARI	B	1500000	1.16
539449	IGCIL	BHUPENDRA	S	193800	4.47
539449	IGCIL	SUNCITY WIZARD LLP	S	450000	4.47
539449	IGCIL	VARDIP GLOBSTRAT TRADING PRIVATE LIMITED	S	826214	4.47
532303	INTEGHIT	RAM GOPAL RAMGARHIA HUF	S	70117	2.99
532825	JAGJANANI	SAMIR JAVERI	B	97237	11
532825	JAGJANANI	SUMANCHEPURI	S	79055	11.19
532825	JAGJANANI	SUMANCHEPURI	B	741	9.84
538834	JMJFIN	SUCCESS MERCHANTS PRIVATE LIMITED	S	65000	36.79
538834	JMJFIN	THAIVALAPPIL DEVASSYKUTTY SHAJI	S	66511	37.54
544318	MAMATA	GRAVITON RESEARCH CAPITAL LLP	S	134496	474.32
544318	MAMATA	GRAVITON RESEARCH CAPITAL LLP	B	134496	473.01
544318	MAMATA	NK SECURITIES RESEARCH PVT. LTD.	S	146574	477.38
544318	MAMATA	NK SECURITIES RESEARCH PVT. LTD.	B	146574	476.77
522289	NMSRESRC	DIMPLE PREMKUMAR SHETH	S	25000	67.13
522289	NMSRESRC	MONEY MANAGERS	S	30000	67.18
522289	NMSRESRC	NIRAJ RAJNIKANT SHAH	B	39912	67.18
530805	OVL	SEIFER RICHARD MASCARENHAS	S	541200	3.65
530805	OVL	SUDHANSHU KANDA	B	160000	3.65
531512	ORIENTTR	KRISHNA TRADERS	S	132133	24.96
531512	ORIENTTR	PASHUPATI CAPITAL SERVICE PVT LTD	B	125000	24.93
544410	PROSTARM	IRAGE BROKING SERVICES LLP	S	156960	208.95
544410	PROSTARM	IRAGE BROKING SERVICES LLP	B	356922	207.75

538452	QUASAR	TECHNOCRAVES SOLUTIONS PRIVATE LIMITED	S	3164741	0.47
526873	RAJGASES	L7 HITECH PRIVATE LIMITED	B	1061828	41
526873	RAJGASES	TANISHA GOEL	S	438354	41
539090	RAJPUTANA	AMIT KUMAR JAIN	B	17250	42.85
506642	SADHNANIQ	BASUKINATH FINCOM PRIVATE LIMITED	S	4176088	6.09
506642	SADHNANIQ	NEO APEX VENTURE LLP	B	3000000	6.04
506642	SADHNANIQ	SIDHPUR COMMODITIES PRIVATE LIMITED	S	2949000	6.52
530617	SAMPRE	NEO APEX VENTURE LLP	B	165000	40.3
543366	SBLI	HITESHBHAI PRABHUDAS JAIN	B	4800	37
543366	SBLI	MONIKABEN PRATIKKUMAR VALAND	S	4800	37
544428	SEVL	NEO APEX VENTURE LLP	B	108000	51.43
539117	SUJALA	AKARSHIKA TRADERS LLP	S	35000	62.2
539117	SUJALA	MONEY MANAGERS	S	70000	62.02
539117	SUJALA	NUPUR TOTLA	B	35000	62.31
523752	TIHIL	BHAVIKABEN SANDIPKUMAR SHAH	S	359712	13.91
523752	TIHIL	MACROSILO TECHSOLUTION PRIVATE LIMITED	B	845000	13.91
523752	TIHIL	MANYA SANDIPKUMAR SHAH	S	359712	13.91
523752	TIHIL	PAL RAKESHKUMAR SHAH	S	359712	13.91
523752	TIHIL	RAKESHKUMAR BHIMRAJ SHAH	S	359712	13.91
523752	TIHIL	SANDIPKUMAR MAFATLAL SHAH	S	359712	13.91
523752	TIHIL	SWEETY RAKESHKUMAR SHAH	S	359712	13.91
523752	TIHIL	TECHROXY SOLUTION PRIVATE LIMITED	B	6693000	13.91
523752	TIHIL	VAGHANI VIRAJ	B	1600000	13.91
531997	VUENOW	POOJA SACHIN AGNIHOTRI	S	125000	91
524661	WELCURE	ANKUSH RAJKUMAR DABHANE	S	2585754	13.6
524661	WELCURE	ANKUSH RAJKUMAR DABHANE	B	702101	13.59

NSE					
Security Code	Security Name	Client Name	Deal	Quantity	Price
AMJUMBO	A and M Jumbo Bags Ltd	HITESHBHAI PRABHUDAS JAIN	BUY	64000	5.85
AMJUMBO	A and M Jumbo Bags Ltd	MONIKABEN PRATIKKUMAR VALAND	SELL	64000	5.85
CEDAAR	Cedaar Textile Limited	NECTA BLOOM VCC - REGAL FUND	SELL	100000	129.9
FALCONTECH	Falcon Technoproj Ind Ltd	NEO APEX SHARE BROKING SERVICES LLP	SELL	96000	17.91
FALCONTECH	Falcon Technoproj Ind Ltd	SHREEKISHAN RADHAKISHAN PARIHAR	SELL	79200	18.41
FALCONTECH	Falcon Technoproj Ind Ltd	THE PATNA ELECTRIC SUPPLY COMPANY LIMITED	BUY	67200	18.19
FORGEAUTO	Forge Auto Internation L	PACE COMMODITY BROKERS PRIVATE LIMITED	SELL	68400	113.77
WHITEFORCE	Happy Square Outsourc S L	MANSI SHARE AND STOCK BROKING PRIVATE LIMITED	BUY	72000	80.85
WHITEFORCE	Happy Square Outsourc S L	NEO APEX VENTURE LLP	BUY	160000	80.85
WHITEFORCE	Happy Square Outsourc S L	RAGHAV KAROL HUF	BUY	78400	78.28
WHITEFORCE	Happy Square Outsourc S L	SACHIN BHUWALKA (HUF)	BUY	64000	77.05
WHITEFORCE	Happy Square Outsourc S L	VIKASA INDIA EIF I FUND-INCUBE GLOBAL OPPORTUNITIES	BUY	128000	77
NAVKARURB	Navkar Urbanstructure Ltd	JUPITER CITY DEVELOPERS (INDIA) LIMITED	BUY	7500000	2.02
ONDOOR	On Door Concepts Limited	DUANE PARK PRIVATE LIMITED	SELL	49800	177.35
OLIL	Oneclick Logistics Ind L	TIRUPATI TRADING	BUY	24000	205.35
PARAMOUNT	Paramount Dye Tec Limited	GRETEX SHARE BROKING LIMITED	BUY	70800	59.17
PUSHPA	Pushpa Jewellers Limited	ARUN SABOO	BUY	197000	134.86
PUSHPA	Pushpa Jewellers Limited	NEO APEX VENTURE LLP	SELL	346000	135.08
SADHNANIQ	Sadhana Nitrochem Limited	BASUKINATH FINCOM PRIVATE LIMITED	SELL	17000000	5.92
SADHNANIQ	Sadhana Nitrochem Limited	KLJ PLASTICIZERS LIMITED	SELL	2000000	5.9
SADHNANIQ	Sadhana Nitrochem Limited	MANSI SHARE AND STOCK BROKING PRIVATE LIMITED	BUY	2500020	5.89
SADHNANIQ	Sadhana Nitrochem Limited	NEO APEX VENTURE LLP	BUY	6500000	5.89
SADHNANIQ	Sadhana Nitrochem Limited	SIDHPUR COMMODITIES PRIVATE LIMITED	SELL	7765063	6.1
SCODATUBES	Scoda Tubes Limited	SARAVANA SECURITIES D.SATHYAMOORTHY	SELL	600000	206.69
VIRINCHI	Virinchi Limited	GREEN FIELD MEADOWS INFRA PRIVATE LIMITED	BUY	588001	28.57

Disclosure:

Research Reports that are published by Nirmal Bang Securities Private Limited (hereinafter referred to as "NBSPL") are for private circulation only. NBSPL is a registered Research Analyst under SEBI (Research Analyst) Regulations, 2014 having Registration no. INH000001766. NBSPL is also a registered Stock Broker with National Stock Exchange of India Limited, BSE Limited, Metropolitan Stock Exchange of India Limited, Multi Commodity Exchange of India Limited and , National Commodity and Derivative Exchange Limited in Capital Market , Equity and Commodities derivatives segments and Currency Derivatives Segment .

NBSPL has other business divisions with independent research teams separated by Chinese walls, and therefore may, at times, have different or contrary views on stocks and markets.

NBSPL or its associates have not been debarred / suspended by SEBI or any other regulatory authority for accessing / dealing in securities Market since last 20 years. NBSPL, its associates or analyst or his relatives do not hold any financial interest (Except Investment) in the subject company. NBSPL or its associates or Analyst do not have any conflict or material conflict of interest at the time of publication of the research report with the subject company. NBSPL or its associates or Analyst or his relatives may or may not hold beneficial ownership of 1% or more in the subject company at the end of the month immediately preceding the date of publication of this research report.

NBSPL or its associates / analyst has not received any compensation / managed or co-managed public offering of securities of the company covered by Analyst during the past twelve months. NBSPL or its associates have not received any compensation or other benefits from the company covered by Analyst or third party in connection with the research report. Analyst has not served as an officer, director or employee of Subject Company. NBSPL / analyst has not been engaged in market making activity of the subject company.

Analyst Certification: The research analysts and authors of these reports, hereby certify that the views expressed in this research report accurately reflects my/our personal views about the subject securities, issuers, products, sectors or industries. It is also certified that no part of the compensation of the analyst(s) was, is, or will be directly or indirectly related to the inclusion of specific recommendations or views in this research. The analyst(s) principally responsible for the preparation of this research report and has taken reasonable care to achieve and maintain independence and objectivity in making any recommendations.

Disclaimer:

The Research Report is for the personal information of the authorized recipient and does not construe to be any investment, legal or taxation advice. NBSPL is not soliciting any action based upon it. Nothing in the research report shall be construed as a solicitation to buy or sell any security or product, or to engage in or refrain from engaging in any such transaction. In preparing the research report, we did not take into account the investment objectives, financial situation and particular needs of the reader.

The research report has been prepared for the general use of the clients of NBSPL and must not be copied, either in whole or in part, or distributed or redistributed to any other person in any form. If you are not the intended recipient you must not use or disclose the information in the research report in any way. Though disseminated to all the customers simultaneously, not all customers may receive the research report at the same time. NBSPL will not treat recipients as customers by virtue of their receiving the research report. The research report is not directed or intended for distribution to or use by any person or entity resident in a state, country or any jurisdiction, where such distribution, publication, availability or use would be contrary to law, regulation or which would subject NBSPL & its group companies to registration or licensing requirements within such jurisdictions.

The report is based on the information obtained from sources believed to be reliable, but we do not make any representation or warranty that it is accurate, complete or up-to-date and it should not be relied upon as such. We accept no obligation to correct or update the information or opinions in it. NBSPL or any of its affiliates or employees shall not be in any way responsible for any loss or damage that may arise to any person from any inadvertent error in the information contained in the research report. NBSPL or any of its affiliates or employees do not provide, at any time, any express or implied warranty of any kind, regarding any matter pertaining to this report, including without limitation the implied warranties of merchantability, fitness for a particular purpose, and non-infringement. The recipients of the research report should rely on their own investigations.

This information is subject to change without any prior notice. NBSPL reserves its absolute discretion and right to make or refrain from making modifications and alterations to this statement from time to time. Nevertheless, NBSPL is committed to providing independent and transparent recommendations to its clients, and would be happy to provide information in response to specific client queries.

Before making an investment decision on the basis of research report, the reader needs to consider, with or without the assistance of an adviser, whether the advice is appropriate in light of their particular investment needs, objectives and financial circumstances. There are risks involved in securities trading. The price of securities can and does fluctuate, and an individual security may even become valueless. International investors are reminded of the additional risks inherent in international investments, such as currency fluctuations and international stock market or economic conditions, which may adversely affect the value of the investment. Opinions expressed are subject to change without any notice. Neither the company nor the director or the employees of NBSPL accept any liability whatsoever for any direct, indirect, consequential or other loss arising from any use of the research report and/or further communication in relation to the research report. Here it may be noted that neither NBSPL, nor its directors, employees, agents or representatives shall be liable for any damages whether direct or indirect, incidental, special or consequential including lost revenue or lost profit that may arise from or in connection with the use of the information contained in the research report.

Copyright of this document vests exclusively with NBSPL.

Our reports are also available on our website

Registration granted by SEBI and certification from NISM in no way guarantee performance of NBSPL or provide any assurance of returns to investors.

Nirmal Bang Research (Division of Nirmal Bang Securities Pvt. Ltd.)

B-2, 301/302, Marathon Innova,
Opp. Peninsula Corporate Park
Off. Ganpatrao Kadam Marg
Lower Parel(W), Mumbai-400013
Board No. : 91 22 6723 8000/8001
Fax. : 022 6723 8010